


7. Le Rubis (Musette)

Die Musette wird 2 1/3 mal durchgespielt

Joachim Johow 2005

A 

Vivace $\frac{3}{4}$ **4** *f*

Am Am Dm Dm G G C

12 E A A7 Dm Dm Am E7 **Fine**

20 $\overset{2}{\text{Am}}$ **B** E E7 Am

26 Am E7 E7 Am Am F

32 Dm Dm E Am E7 Am

38 **C** E E7 Am Am *f*

1. *8va* 2.

f 1 mal tacet
Fl nur seconda volta

44 E E7 Am Am E

49 E7 Am Am E E7 Am **D.S.**

3

7. Le Rubis (Musette)

Die Musette wird 2 1/3 mal durchgespielt

Joachim Johow 2005

A
Vivace 4/4
secunda volta
mp
prima volta 1./2. VI

11

1. Fine 2.

B secunda volta 8 va
pizz

28

36 1. 2. **C**
arco f

44


50 **D.S.**
mp

Violine II
Violine 1/2

7. Le Rubis (Musette)

Die Musette wird 2 1/3 mal durchgespielt

Joachim Johow 2005

Vivace **4** **A**  **secunda volta**

Violine II *mp*

Violine 1/2

prima volta 1./2. VI

10

16

1. **Fine** 2.

23 **B**

pizz

31

1. 2. *arco*

40 **C**

f

48 **D.S.**

mp


Viola 2
Viola 1

7. Le Rubis (Musette)

Die Musette wird 2 1/3 mal durchgespielt

Joachim Johow 2005

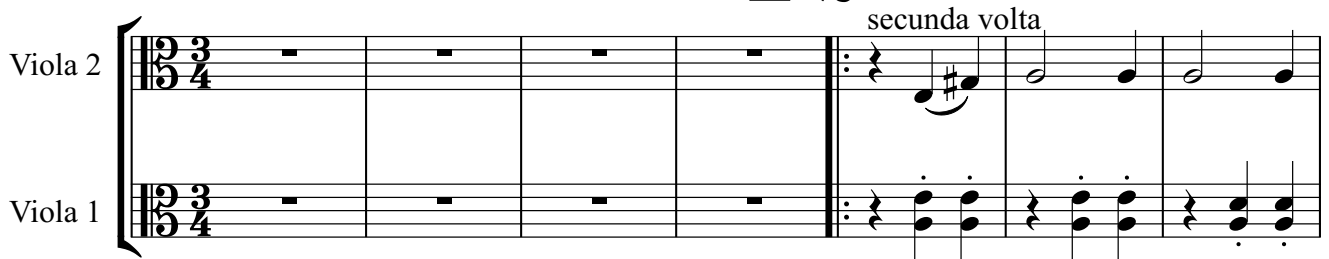
Vivace

A 

Viola 2


Viola 1

secunda volta



prima volta Vla

8



1. **Fine** 2.

B

16

pizz



24



32

1. 2.

arco



40

C



48

D.S.



Violoncello
Kontrabass

7. Le Rubis (Musette)

Die Musette wird 2 1/3 mal durchgespielt

Joachim Johow 2005

Vivace A  Vlc. nur bei Da Capo

11 1. **Fine**

20 B *pizz*

29

38 1. 2. *arco* C

47 **D.S.**



Kontrabass

7. Le Rubis (Musette)

Joachim Johow 2005

Vivace

Die Musette **A** wird $2 \frac{1}{3}$ mal durchgespielt



7. Le Rubis (Musette)

Klavier

Die Musette wird $2 \frac{1}{3}$ mal durchgespielt

A

Vivace

Joachim Johow 2005

Musical notation for measures 1-10. The piece is in 3/4 time. The right hand plays a series of chords and eighth notes, while the left hand plays a steady eighth-note accompaniment. A repeat sign with first and second endings is present at the end of the section.

10

Musical notation for measures 11-16. The right hand continues with chords and eighth notes, and the left hand maintains the eighth-note accompaniment.

17

Musical notation for measures 17-22. The right hand features a melodic line with eighth notes and chords. A 'Fine' marking is placed above the first ending, and a second ending leads back to the beginning of the section.

23

B

Musical notation for measures 23-28. The left hand plays a rhythmic eighth-note pattern with slurs, while the right hand plays chords.

29

Musical notation for measures 29-35. The left hand continues with eighth-note patterns, and the right hand plays chords and eighth notes.

36

Musical notation for measures 36-44. The right hand plays a melodic line with eighth notes and chords. A repeat sign with first and second endings is present.

45

Musical notation for measures 45-50. The right hand plays chords and eighth notes, and the left hand plays a steady eighth-note accompaniment.

51

D.S.

Musical notation for measures 51-56. The right hand plays chords and eighth notes, and the left hand plays a steady eighth-note accompaniment. The piece ends with a double bar line and repeat dots.